


Deploy Power BI as Code.

Paulien van Eijk
powerbiprincess.com
September 2023

About me

- Paulien van Eijk
- Gouda - Netherlands
- Data & Analytics consultant at Macaw
- Focus on Power BI for the past 5 years
- Data engineer in the making





Publishing your report online



Build dataset
and report



Publish to service



Power BI Service



Everybody happy

Things you might have encountered

- Collaboration is difficult
- Keeping track of changes is (almost) impossible
- Download report from service to get latest version
- Publishing a previous version

When using DTAP:

- Accidentally deploying to production instead of development.. whoops
- Forgot to change data source connection from dev to prod
- Overwriting data in production

What improved / can be avoided?

- Collaboration is difficult
- Keeping track of changes is (almost) impossible
- Download report from service to get latest version
- Publishing a previous version

When using DTAP:

- Accidentally deploying to production instead of development.. whoops
- Forgot to change data source connection from dev to prod
- Overwriting data in production

What about these?


- Collaboration is difficult
- Keeping track of changes is (almost) impossible
- Download report from service to get latest version
- Publishing a previous version



New file format: .pbip

New file format: .pbip

- Power BI Project file
- Saving **report** and **dataset** artifacts in separate plain text files in a clear folder structure
- Introduced in June 2023, but still in preview



Why should we care?

Enables capabilities, such as:

- Editable format: Easily make changes using code editors
- Source Control: Track version history, compare versions, revert to previous versions
- CI / CD: Quality controls (review, testing) before deployment to production




Demo

How do we enable the other benefits?


- Editable format: Easily make changes using code editors
- Source Control: Track version history, compare versions, revert to previous versions (e.g. Git.. more about that later ❤️)
- CI / CD: Quality controls (review, testing) before deployment to production



Using Git with Power BI



Who has used Git before?



**Who has used Git in
combination with Power BI?**

Git, what is it?



- Git is a version control system to track and manage changes
- It provides functionalities for:
 - Version control
 - Branching
 - Merging
 - Collaboration
 - Tracking changes
 - Compare versions

Wait, what were our problems again?

- Collaboration is difficult
- Keeping track of changes is (almost) impossible
- Download report from service to get latest version
- Publishing a previous version



**Sounds like it is exactly
what we need**

Git, what is it?



- Git is a version control system to track and manage changes
- It provides functionalities for:
 - Version control
 - Branching
 - Merging
 - Collaboration
 - Tracking changes
 - Compare versions



Demo

Git, what is it?



- Git is a version control system to track and manage changes
- It provides functionalities for:
 - Version control
 - Branching
 - Merging
 - Collaboration
 - Tracking changes
 - Compare versions



**Who is familiar with the concept of
branching and merging?**

Branching – General concept

- Safely create new feature / fix bug
- Isolate workflow
- Copy of code, without modifying “production”,
- Test before saving to “production”



Demo

Wasn't this already possible?

- Yes! Branching and merging was already possible before.
- But, it was in an relatively unreadable file format, called .pbix.
- Dataset and reports were not seperated => one big file
- Dataset contained data
 - Except if you seperately upload a xmla

Two “types” of Git Integration to distinguish

- Git as your source control and versioning system – either locally or in the cloud
- Git Integration **in Power BI service** with Azure DevOps as our source control and versioning system


Git and Power BI



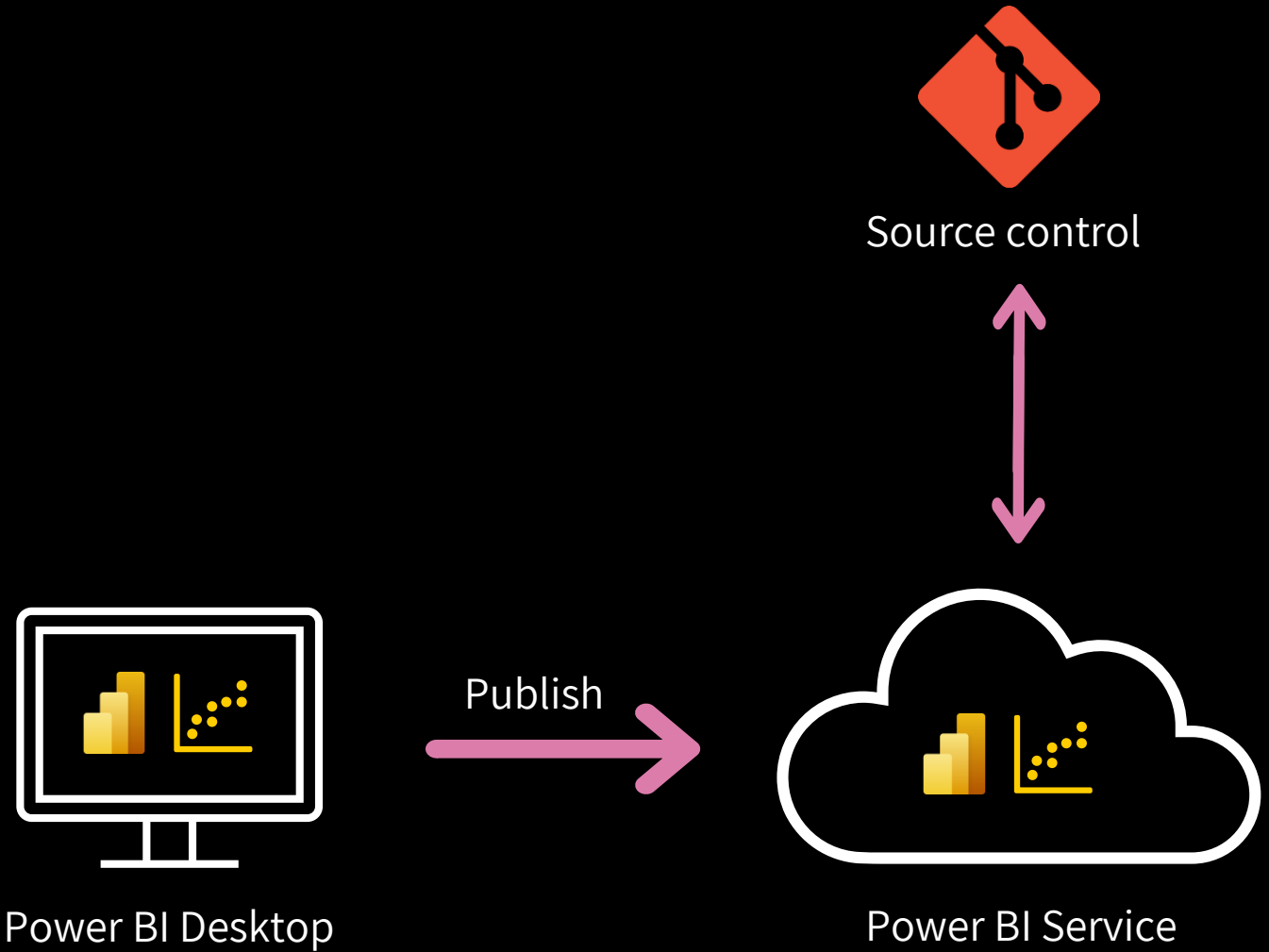
Power BI Desktop



Power BI Service



Git and Power BI





Demo

Keep in mind that

- DevOps and Power BI in same region
- Power BI Premium capacity / Premium per User / Fabric capacity



How can we utilize:

Git Integration

AND / OR

The Power BI Service Git integration

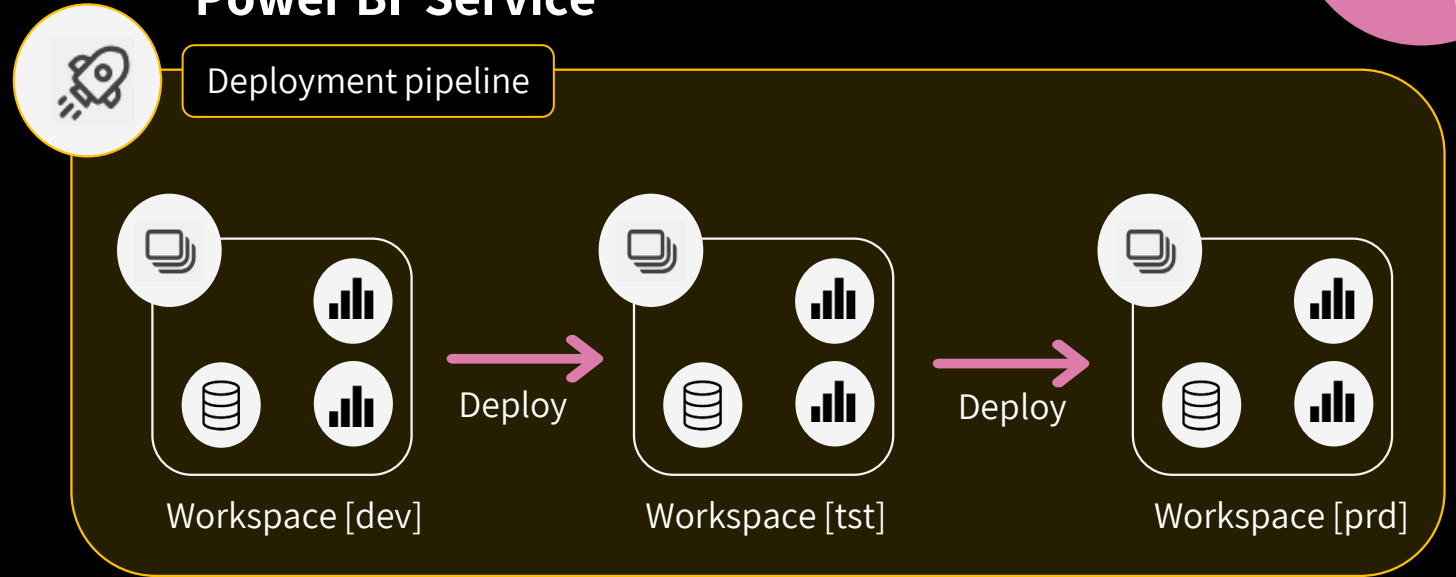
'Local' developer



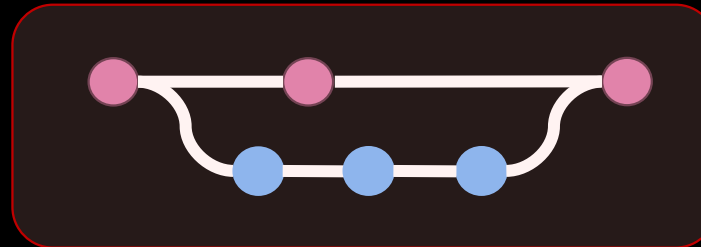
Publish →


← Sync

Power BI Service

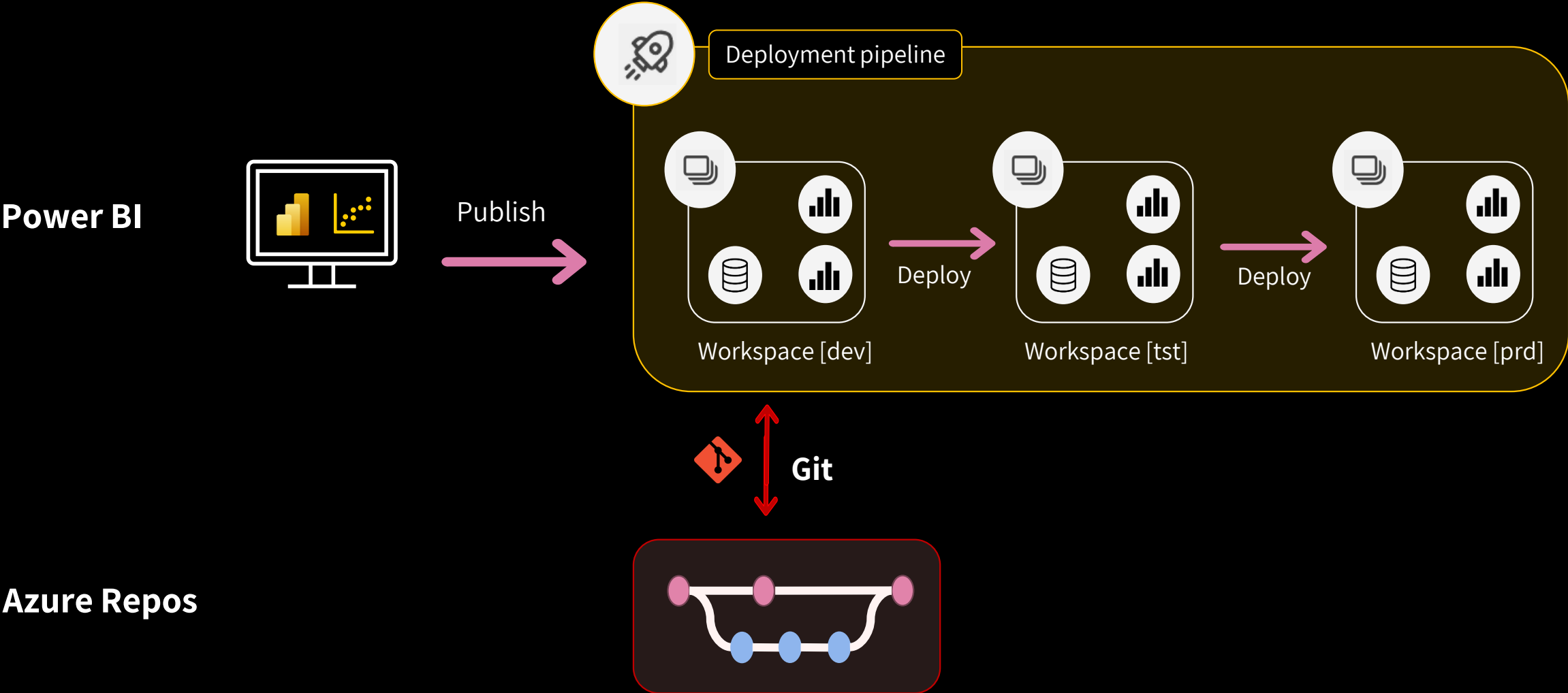


Azure / Local repos



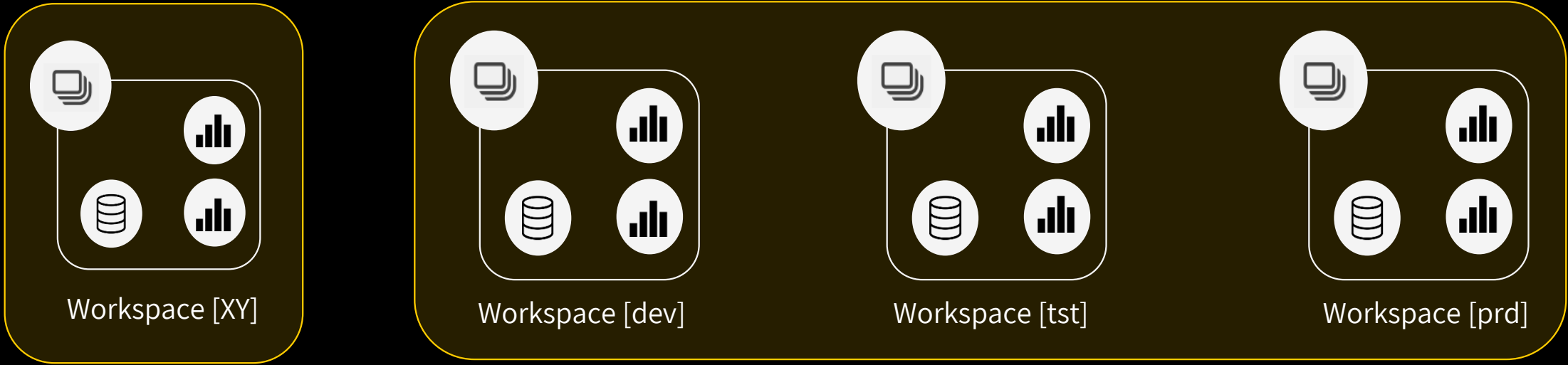


Connect dev workspace to main branch




Deverlopers' own workspace sync

Power BI



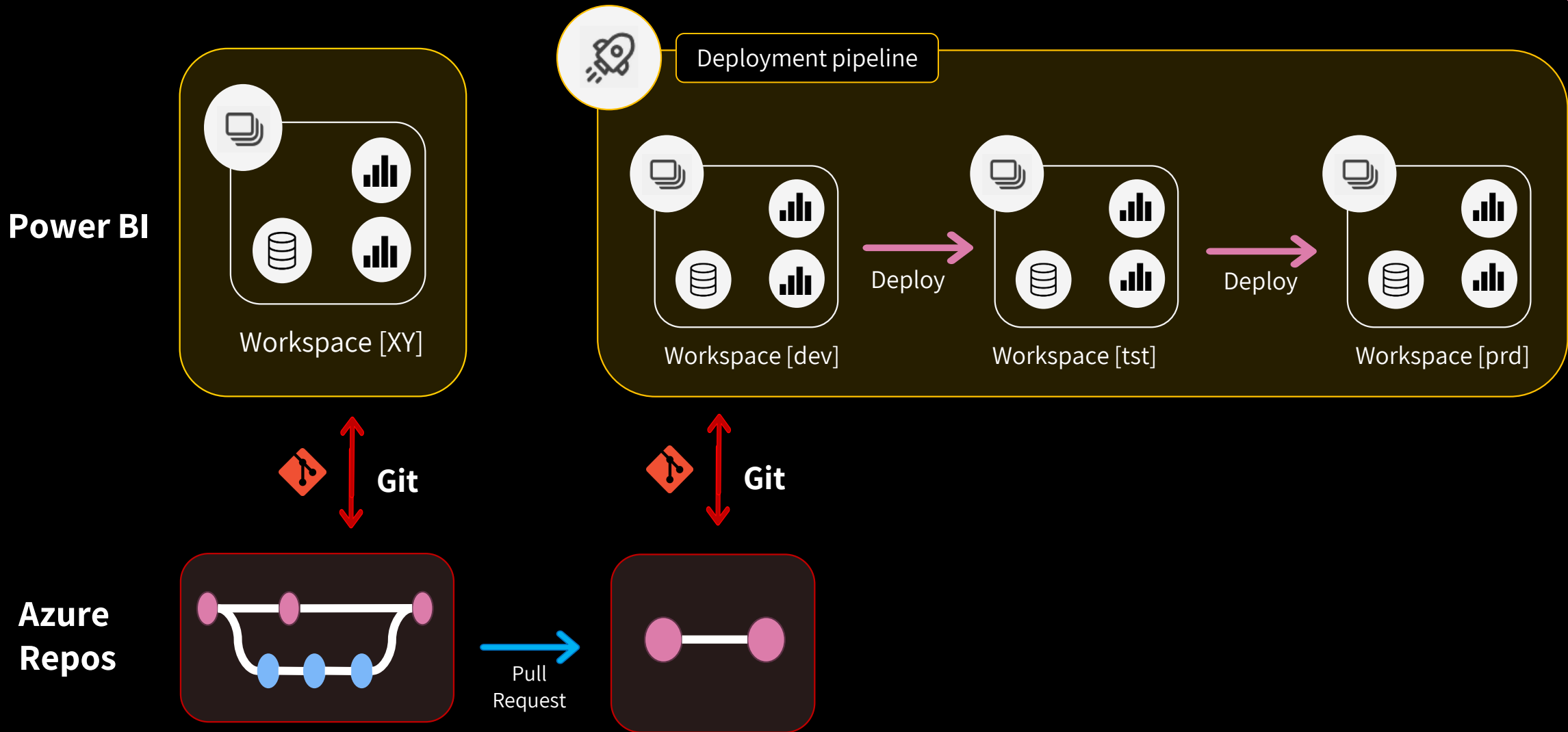
Azure
Repos



Combine scenarios

- It's not as black or white as the solutions presented
- Combining the last two options creates an interesting fourth scenario

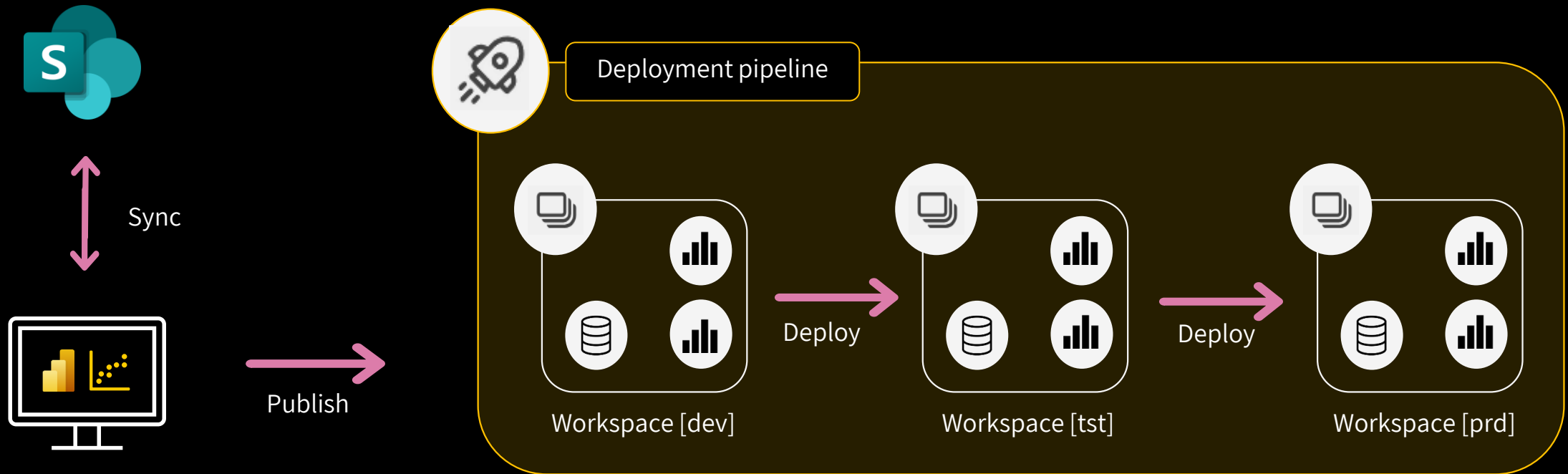
Deverlopers' own workspace sync



Combine scenarios

- Feels like a Fabric scenario
 - But.. no access to code base on test and prod? No rollback?
→ Solution: add branch to each workspace
 - Both actions in Azure and Power BI.. Confusing?
 - No additional code checks between environments
- High potential, but not yet there (in my opinion..)
- Therefore, for now not referred to as a fourth option (but definitely keep an eye out on the latest developments)

So, how would this look like in practice?



What options do we have?

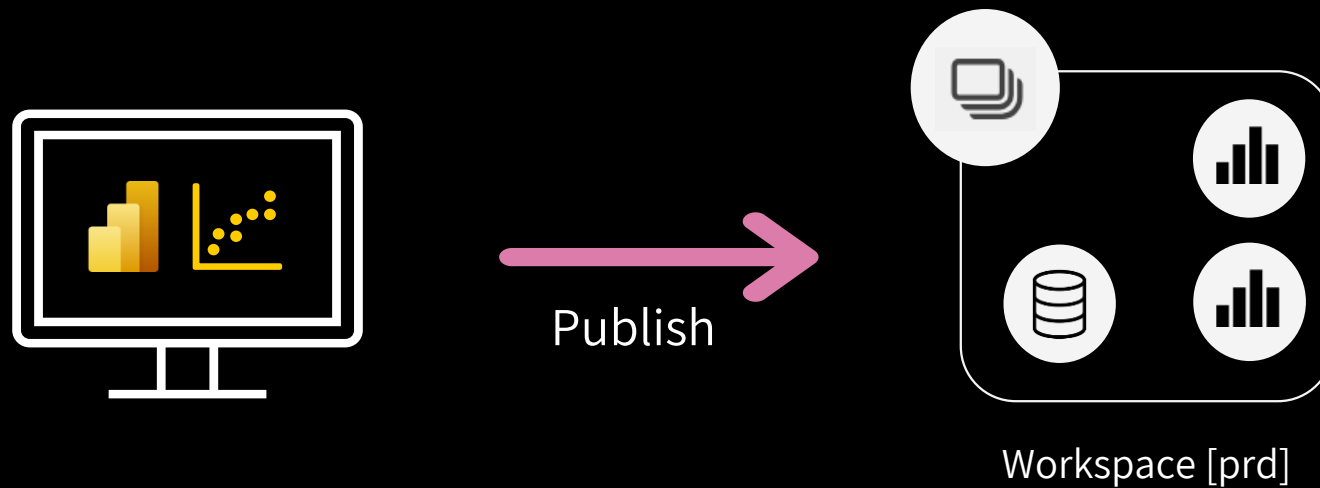
- 1. Local developer:** Use the .pbip extension combined with a local/cloud git repository to quickly identify changes and revert if necessary.
- 2. Connect development workspace to Git:** Use the Git Integration in Power BI Service for development environment and release via deployment pipeline
- 3. Connect personal dev workspace to Git and release via Azure:** Starting using branching + pull requests + Azure pipelines

What options do we have?

1. **Local developer:** Use the .pbip extension combined with a local/cloud git repository to quickly identify changes and revert if necessary.
2. **Connect development workspace to Git:** Use the Git Integration in Power BI Service for development environment and release via deployment pipeline
3. **Connect personal dev workspace to Git and release via Azure:** Starting using branching + pull requests + Azure pipelines

So, how would this look like in practice?

- Current set up at another client



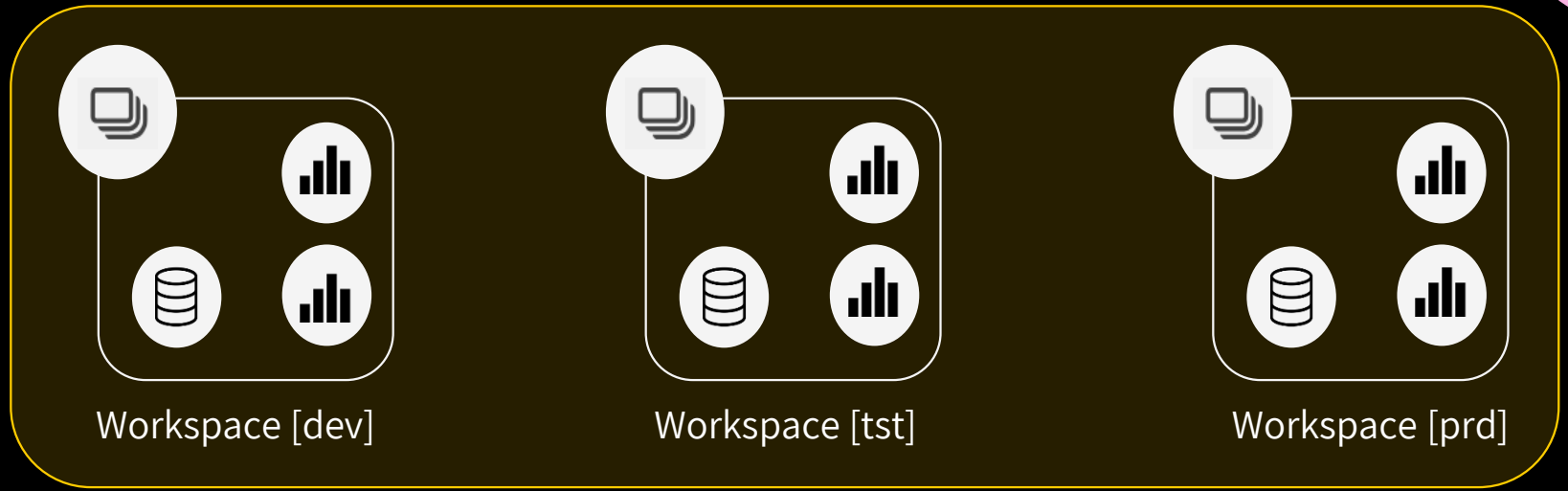

What options do we have?

- 1. Local developer:** Use the .pbip extension combined with a local/cloud git repository to quickly identify changes and revert if necessary.
- 2. Connect development workspace to Git:** Use the Git Integration in Power BI Service for development environment and release via deployment pipeline
- 3. Connect personal dev workspace to Git and release via Azure:** Starting using branching + pull requests + Azure pipelines

What options do we have?

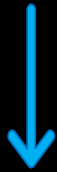
1. **Local developer:** Use the .pbip extension combined with a local/cloud git repository to quickly identify changes and revert if necessary.
2. **Connect development workspace to Git:** Use the Git Integration in Power BI Service for development environment and release via deployment pipeline
3. **Connect personal dev workspace to Git and release via Azure:** Starting using branching + pull requests + Azure pipelines

So, how would this look like in practice?

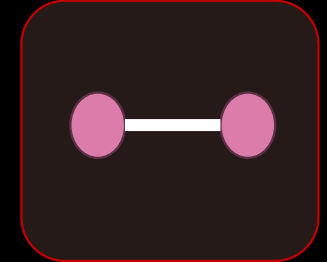
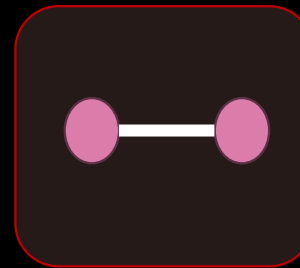
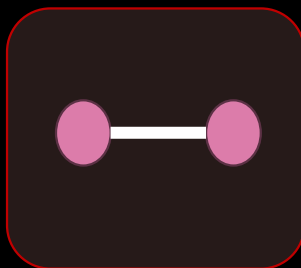
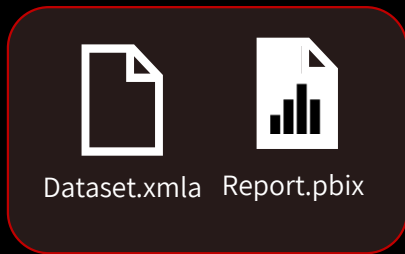


Create XMLA
Upload report

Upload



**Azure
Repos**



What options do we have?

- 1. Local developer:** Use the .pbip extension combined with a local/cloud git repository to quickly identify changes and revert if necessary.
- 2. Connect development workspace to Git:** Use the Git Integration in Power BI Service for development environment and release via deployment pipeline
- 3. Connect personal dev workspace to Git and release via Azure:** Starting using branching + pull requests + Azure pipelines


What options do we have?

1. **Local developer:** Use the .pbip extension combined with a local/cloud git repository to quickly identify changes and revert if necessary.
2. **Connect development workspace to Git:** Use the Git Integration in Power BI Service for development environment and release via deployment pipeline
3. **Connect personal dev workspace to Git and release via Azure:** Starting using branching + pull requests + Azure pipelines

So.. what now?

- Insight in how the new .pbip can help us mature our deployment of solutions
- Insight in how the new Git integration can help us mature our deployment of solutions
- Waiting for the final puzzle pieces:
 - Support of all artifacts
 - Deployment APIs for .pbip files
 - TMDL
 - REDL (?)

Q&A



Big thank you to our great sponsors

Premium



Fellowwind

Fellowmind

ITPA
CONSULTING

ITPA consulting

data on
Power your data

dataon

Standard



A|S

enversion

